



**Dixon Police Department**

**Applied Filters**

Time Frame selected option : Custom 1/1/2026-3/31/2026

5 CASES / 7 TOTAL INCIDENTS RESULTS FOUND (CUSTOM 1/1/2026-3/31/2026)

**INCIDENT INFO - 5 CASES / 7 TOTAL INCIDENTS**

**INCIDENT TYPE (7 Total Entries)**

	#	%
Wanted Person	1	14%
Weapon Related	1	14%
Mental Health Related	2	29%
Pedestrian Stop	1	14%
Domestic Violence	2	29%
Disturbance	0	0%
Vehicle/Bicycle Stop	0	0%
Other	0	0%
Assault/Battery	0	0%

**DAY OF WEEK (7 Total Entries)**

	#	%
Friday	2	29%
Monday	2	29%
Wednesday	2	29%
Tuesday	1	14%
Thursday	0	0%
Saturday	0	0%
Sunday	0	0%

**REASON FOR DEFENSIVE ACTION (10 Total Entries)**

	#	%
To Make an Arrest	3	30%
To Protect the Public	3	30%
To Prevent Escape	3	30%
To Defend Self	1	10%
To Defend Another Officer	0	0%
To Prevent a Violent Crime	0	0%




To Protect Property		0	0%
Other		0	0%
<b>INDOOR / OUTDOOR (7 Total Entries) ⓘ</b>		<b>#</b>	<b>%</b>
Outdoor		4	57%
Indoor		3	43%
Vehicle		0	0%
<b>WEATHER CONDITIONS (7 Total Entries) ⓘ</b>		<b>#</b>	<b>%</b>
Clear		4	57%
Cloudy		2	29%
Warm		1	14%
Cold		0	0%
Fog		0	0%
Rain		0	0%
Other		0	0%

### OFFICER INFO - 5 CASES / 7 TOTAL INCIDENTS













<b>SEX (7 Total Entries) ⓘ</b>		<b>#</b>	<b>%</b>
Male		6	86%
Female		1	14%
<b>Race (7 Total Entries) ⓘ</b>		<b>#</b>	<b>%</b>
Hispanic Latino Or Spanish Origin		3	43%
White		4	57%
African American		0	0%
American Indian		0	0%
Asian		0	0%
Other		0	0%
Pacific Islander		0	0%

### SUBJECT INFO - 5 CASES / 7 TOTAL INCIDENTS

<b>SEX (5 Total Entries) ⓘ</b>		<b>#</b>	<b>%</b>
Male		4	80%
Female		1	20%
<b>RACE (5 Total Entries) ⓘ</b>		<b>#</b>	<b>%</b>
Hispanic, Latino or Spanish Origin		3	60%




White		1	20%
African American		1	20%
<b>SUBJECT BUILD</b> (5 Total Entries) ⓘ		<b>#</b>	<b>%</b>
N/A		5	100%

## FORCE USED - 5 CASES / 7 TOTAL INCIDENTS





<b>TYPE OF FORCE</b> (7 Total Entries) ⓘ		<b>#</b>	<b>%</b>
Show of Force- Firearm		3	43%
Control Hold		3	43%
Other		1	14%
Baton		0	0%
Firearm		0	0%
K-9		0	0%
WRAP Restraint		0	0%
OC Spray		0	0%
Taser		0	0%
BOLA Wrap		0	0%
Hands/Fist/Feet		0	0%
Beanbag		0	0%

## INJURIES - 5 CASES / 7 TOTAL INCIDENTS

<b>WAS OFFICER INJURED</b> (7 Total Entries) ⓘ		<b>#</b>	<b>%</b>
No		7	100%
Yes		0	0%
<b>WAS SUBJECT INJURED</b> (7 Total Entries) ⓘ		<b>#</b>	<b>%</b>
No		5	71%
Yes		2	29%
<b>MEDICAL TREATMENT</b> (7 Total Entries) ⓘ		<b>#</b>	<b>%</b>
No		4	57%
Yes		3	43%
Refused		0	0%
<b>WAS VICTIM INJURED</b> (7 Total Entries) ⓘ		<b>#</b>	<b>%</b>
No		5	71%
Yes		2	29%

RESOLUTION TYPE (7 Total Entries) <span>ⓘ</span>	#	%
Within Policy 	7	100%
Out of Policy 	0	0%
Within Policy-Other Considerations 	0	0%

ACTION TAKEN (7 Total Entries) <span>ⓘ</span>	#	%
None 	7	100%
Training 	0	0%
Policy Review 	0	0%
Forward to Administration for Further Review 	0	0%